



**SOUTHERN POWER DISTRIBUTION COMPANY OF TELANGANA LIMITED**

From  
The Chief General Manager (IPC & RAC),  
TSSPDCL, Corporate Office,  
6-1-50, Mint Compound,  
Hyderabad – 500 063.

To  
The Secretary,  
TSERC,  
11-4-660, 5<sup>th</sup> Floor,  
Singareni Bhavan, Red Hills,  
Hyderabad – 500 004.

**Lr. No.CGM(IPC&RAC)/SE(RAC)/DE(RAC)/F.A 89/2/D.No. 111/21, Dt: 01-09-2021.**  
Sir,

**Sub:** TSSPDCL – Filing of True-up Petitions for 1<sup>st</sup>, 2<sup>nd</sup> & 3<sup>rd</sup> Control Periods  
& APR Petitions for FY 2019-20- Reg

**Ref:** Lr. No.S/RO-1/6/D2/RO-1, D.No. 207 dt. 25.05.2021

\* \* \*


In the reference letter cited, the Honble Commission has returned the petitions filed by DISCOM stating the defects that the separate petitions for each individual prayer has to be filed along with reasons for delay and payment of petition fee along with applications.

Accordingly, the DISCOM herewith submits the following revised petitions in six sets for each individual prayer along with petition fee of Rs. 1,00,000(Rupees One lakh only) in the form of cheque (Rs. 25,000 for each petition).

Hence, it is requested to place the petitions before the Honble Commission for consideration and approval.

- Encl: 1.True-up Petitions for 1<sup>st</sup>, 2<sup>nd</sup> & 3<sup>rd</sup> Control Periods along with delay condonation  
2.Annual Performance Review Petition for FY 2019-20 along with delay condonation  
3.SBI Cheque Number bearing “ 259107 “ for Rs. 1,00,000/-

Yours faithfully,



*Shree  
11/9/21  
JD(LAW)*

*P. Krishnaiah*  
Chief General Manager (IPC & RAC)  
Name: P. Krishnaiah  
Designation: CGM (IPC & RAC)  
Mobile No: 9490603671  
Email Id: ractsspdcl@gmail.com

BEFORE THE HONOURABLE TELANGANASTATE ELECTRICITY REGULATORY  
COMMISSION

AT ITS OFFICE AT 5<sup>th</sup> Floor, Singareni Bhavan, Red Hills, Hyderabad - 500 004

FILING NO. \_\_\_\_\_/2021

O.P. CASE NO. 39/2021

In the matter of:

Filing of Distribution Business true ups for the First Control period (FY 2006-07 to FY 2008-09) in accordance with the "Andhra Pradesh Electricity Regulatory Commission (Terms And Conditions For Determination Of Tariff For Wheeling And Retail Sale Of Electricity) Regulation, 2005" as adopted by Telangana State Electricity Regulatory Commission vide Regulation No. 1 of 2014 and in accordance with Directive No. 3 of Wheeling Tariff Order for Distribution Business for 4th Control Period (FY 2019-2024).


In the matter of:

**SOUTHERN POWER DISTRIBUTION COMPANY OF TELANGANA LIMITED**

... Applicant

The Applicant respectfully submits as under: -

1. The Hon'ble TSERC in O.P. No.78 of 2015 of Distribution tariff order for 3<sup>rd</sup> control period has directed the DISCOM to file the true up proposals of Distribution Business for both control periods (i.e., 1<sup>st</sup> Control Period and 2<sup>nd</sup> Control Period) after segregating the assets and liabilities of Anantapur and Kurnool districts from APCPDCL and seven mandals of APNPDCL in line with AP Reorganisation Act, 2014, as per prevailing Regulation.
2. In compliance to the directive, the DISCOM has filed the True ups for 1<sup>st</sup> Control Period and 2<sup>nd</sup> Control Period along with Filings for ARR and FPT for FY2016-17.
3. The Hon'ble Commission in the Tariff Order 2016-17 taken cognizance of the DISCOM filings (*Para No. 5.96 of the TO 2016-17*) on true up and issued a directive to file the true up of Distribution business for the first two control periods and for FY 2014-15 and FY 2015-16 in order to issue necessary directions to improve the performance of DISCOMs.
4. Subsequently, the licensee in its filings for FY 2017-18 has mentioned that "as Government of Telangana (GoTS) is considering signing UDAY scheme this year the Licensee will file true-up for FY15-16 and FY16-17 along with tariff proposal after considering final MoU signed by GoTS and Gol.
5. Successively on 04.01.2017, an MoU was entered between licensee, MoP, Govt. of India, and Government of Telangana. The Govt. of Telangana has released

  
Chief General Manager/IPC & RAC  
TSSPDCL, Corporate Office,  
Mint Compound, Hyderabad-500 063.

funds to the tune of Rs. 4593.84 crores in FY 2016-17 and Rs. 282.98 crores in FY 2017-18 in the form of equity infusion to the DISCOM which is reflected in the 'Share Capital 'schedule of the DISCOM's Balance sheet.

As the clarification regarding equity infusion and fund transfer has been received only in FY2017-18, the licensee couldn't ascertain the impact of UDAY on the true-ups of 1<sup>st</sup> Control Period and the same was not filed along with ARR filings 2018-19.

6. The Hon'ble Commission vide its letter dt. 20.11.2018 in the matter of considering the proposal of DISCOMs to allow filing the retail supply tariff proposals on yearly basis has directed the DISCOM to file the true up proposals for the distribution business for earlier control periods being the 1<sup>st</sup> control period for FY 2006-2009 and the 2<sup>nd</sup> Control period for FY 2009-2014 duly segregating the assets and liabilities relating to the districts of Ananthapur and Kurnool along with seven mandals relating to APNPDCL.
7. Consequently, the DISCOMs have made submissions regarding the true-up claims for 1<sup>st</sup>, 2<sup>nd</sup> and 3<sup>rd</sup> Control Periods along with ARR filings for Distribution business for the fourth control period (FY 2019-2024).
8. The Commission in its Tariff Order dt. 29.04.2020, has directed the DISCOMs to submit their true-up claims along with complete details regarding the capitalisation claimed for each year of the 1<sup>st</sup>, 2<sup>nd</sup> and 3<sup>rd</sup> Control Periods in the Petitions to be filed for Annual Performance Review for FY 2019-20 before 31.12.2020. (Directive No. 3)
9. The Discom could not file the True-up petition for 1<sup>st</sup> Control period within the stipulated date as directed by the Commission and in this regard an interlocutory application to condone the delay in filing the petition is submitted herewith.
10. In compliance to the Directive No. 3, the DISCOM is herewith submitting the True-up proposals along with requisite supporting documents.
11. **Segregation of TSSPDCL from APCPDCL**

The segregation of assets and liabilities of APCPDCL into TSSPDCL and Ananthapur and Kurnool Districts has been carried out as per AP Reorganisation act 2014 in line with the Government orders GO. MS 24 and GO. MS 20.


The government order states the segregation of the APCPDCL into TSSPDCL and Ananthapur & Kurnool with effect from 02.06.2014. Further it states methodology to split the assets and liabilities as on date of 02.06.2014 to TSSPDCL and Ananthapur & Kurnool. The true-up claim of the first two control periods has accrued as Profit/ loss in the balance sheet. The profit/loss has to be split on the energy consumption ratio of the past 5 years (82.55%) in line with Go MS 24 dated 29.05.2014. Hence the surplus (losses) as on 1.06.2014 has been split between TSSPDCL and Ananthapur & Kurnool based on the energy

  
Chief General Manager/IPC & RAC  
TSSPDCL, Corporate Office,  
Mint Compound, Hyderabad-500 063.

consumption ratio of the past 5 years (82.55%). The segregated assets and liabilities are audited figures and it is awaiting approval by the expert committee.

12. In compliance to the above, the Licensee is submitting the following as part of True-up filings for the First Control Period (FY 2006-07 to FY 2008-09):

- i. Statement of variance with Tariff Order approved figures pertain to items under Distribution Business for the 1<sup>st</sup> Control period (2006-07 to 2008-09). The ARR line items of Tariff Order approved figures are shared between TSSPDCL and Anantapur & Kurnool in proportion to the actuals.
- ii. Corrections for Uncontrollable items under Distribution Business along with reasons for variation.
- iii. Corrections for Controllable items under Distribution Business along with reasons for variation.
- iv. As the true-up claim pertains to historical years, the reasons for variation are analysed at Discom level which is inclusive of Anantapur & Kurnool, as it is more meaningful and sensible. Hence, the reasons in this petition are substantiated by the values considered for entire Discom as a whole and the same can be considered for justification of variations for TSSPDCL (i.e. excluding Anantapur & Kurnool) in its true sense.
- v. The true-up claim for TSSPDCL is taken as 82.55 % of the erstwhile APCPDCL in line with the AP Reorganisation act 2014 as the surplus (Profit/losses) of the erstwhile APCPDCL were divided between TSSPDCL & Ananthapur, Kurnool in the ratio of 82.55:17.45 (Ratio of energy consumption for the past 5 years).


  
Chief General Manager/IPC & RAC  
TSSPDCL, Corporate Office,  
Mint Compound, Hyderabad-500 063.

**13 First Control Period Distribution True-up**

Statement of variance with Tariff Order approved figures pertains to items under Distribution Business for the 1<sup>st</sup> Control period (2006-07 to 2008-09) for erstwhile APCPDCL is 240 Crores and as per the split up of surplus between TSSPDCL and Anantapur & Kurnool, 82.55% is the share of TSSPDCL and hence TSSPDCL share amounts to Rs. 198.11 crores which is placed below.

| APCPDCL True-up |                                    |          |                  |     |      |         |     |      |         |     |      |       | First Control period |     |  |
|-----------------|------------------------------------|----------|------------------|-----|------|---------|-----|------|---------|-----|------|-------|----------------------|-----|--|
| S. No.          | Name of the Parameter              | Units    | 2006-07          |     |      | 2007-08 |     |      | 2008-09 |     |      | Total |                      |     |  |
|                 |                                    |          | App <sup>*</sup> | Act | Dev  | App     | Act | Dev  | App     | Act | Dev  | App   | Act                  | Dev |  |
| A               | O & M Expenses (Net)               | Rs. Crs. | 371              | 456 | 85   | 390     | 552 | 162  | 407     | 546 | 139  | 1168  | 1555                 | 387 |  |
| B               | Return on Capital Employed         | Rs. Crs. | 133              | 113 | (19) | 146     | 119 | (27) | 160     | 146 | (14) | 439   | 378                  | -61 |  |
| C               | Depreciation during the year       | Rs. Crs. | 131              | 139 | 8    | 152     | 146 | (6)  | 172     | 153 | (19) | 455   | 438                  | -17 |  |
| D               | Taxes on Income                    | Rs. Crs. |                  | 1   | 1    |         | 1   | 1    | 0       | 1   | 1    | 0     | 3                    | 3   |  |
| E               | Special Appn. for Safety measures* | Rs. Crs. | 5                | 0   | (5)  | 5       | 0   | (5)  | 5       | 0   | (5)  | 15    | 0                    | -15 |  |
| F               | Other Expenditure                  | Rs. Crs. | 4                | 2   | (3)  |         | 7   | 7    | 0       | 14  | 14   | 4     | 22                   | 18  |  |
| X               | Gross ARR                          | Rs. Crs. | 644              | 711 | 66   | 694     | 825 | 132  | 744     | 860 | 116  | 2081  | 2396                 | 314 |  |
| G               | Revenue                            | Rs. Crs. | 644              | 650 | 6    | 694     | 690 | (3)  | 744     | 737 | (6)  | 2081  | 2077                 | -4  |  |
| H               | Non Tariff Income                  | Rs. Crs. |                  | 31  | 31   |         | 24  | 24   | 0       | 23  | 23   | 0     | 79                   | 79  |  |
| Y               | Total Revenue                      | Rs. Crs. | 644              | 681 | 37   | 694     | 714 | 21   | 744     | 761 | 17   | 2081  | 2156                 | 74  |  |
| Z               | Total Gap                          | Rs. Crs. | 0                | 30  | 30   | 0       | 111 | 111  | 0       | 99  | 99   | 0     | 240                  | 240 |  |

\* App-Approved, Act- Actual, Dev-Deviation

  
 Chief General Manager/IPC & RAC  
 TSSPDCL, Corporate Office,  
 Mint Compound, Hyderabad-500 063.

**13.1 Operation & Maintenance Charges (O&M): -**

The O&M cost consists the following items:

- Salaries, wages and other employee costs;
- Administrative and General costs including legal charges, audit fees, rent, rates and taxes;
- Repairs and maintenance costs.

The Hon'ble Commission has directed the Licensee to submit their proposals with regards to determining composite O&M expenses permissible towards revenue requirement for each year of the Control Period by using pre-determined norms or formulae. Further, the Licensee has projected the O&M cost as equal to the cost-plus-approach O&M Cost for the first year of the control period duly designing the normative parameters for the balance period of two years of the control period.

The Commission has disregarded the DISCOM's projection and allowed O&M cost based on a different methodology as follows:

- (a) Employee cost & A&G cost will be increased @ 5% per annum.
- (b) R&M cost would be
  - (i) 2.5% of gross fixed assets as on 31.03.2002 (plus)
  - (ii) 1.25% to 2% on additions of gross fixed assets each year for the respective period of the control period.

The implications of the 2006 wage revision and Final Actuarial Valuation report were not factored by the Hon'ble Commission while formulating O&M Cost methodology. The O&M Cost variation with Tariff Order figures for each year of the control period is placed below.

| Details                        | 2006-07    |            |           | 2007-08    |            |            | 2008-09    |            |            | 1st Control Period |             |            |
|--------------------------------|------------|------------|-----------|------------|------------|------------|------------|------------|------------|--------------------|-------------|------------|
|                                | TO         | Actual     | +/-       | TO         | Actual     | +/-        | TO         | Actual     | +/-        | TO                 | Actual      | +/-        |
| Employee Cost (Net)            |            | 308        |           |            | 389        |            |            | 358        |            |                    | 1054        |            |
| Adm.&General Cost (Net)        | 371        | 69         | 85        | 390        | 61         | 162        | 407        | 72         | 139        | 1168               | 202         | 386        |
| R & M Cost                     |            | 80         |           |            | 103        |            |            | 116        |            |                    | 299         |            |
| <b>O&amp;M Charges (Gross)</b> | <b>371</b> | <b>456</b> | <b>85</b> | <b>390</b> | <b>552</b> | <b>162</b> | <b>407</b> | <b>546</b> | <b>139</b> | <b>1168</b>        | <b>1555</b> | <b>386</b> |

From the above table, it is observed that the Operations and Maintenance expenses are higher than the approval of the Hon'ble Commission by Rs. 386 crores for the 1st control period. This has happened due to the following reasons, which were not considered while fixing the O&M Cost target for the Distribution Business of 1st control period Tariff Order.

- a. Wage Revision w.e.f. 01.04.2006
- b. Actuarial Valuation Report
- c. Leave Encashment

  
 Chief General Manager/IPC & RAC  
 TSSPDCL, Corporate Office,  
 Mint Compound, Hyderabad-500.063.

- d. DA hike and new recruitment
- e. Increase in Repairs and Maintenance cost
- f. Increase in travelling and vehicle hire expenses

**Wage Revision Impact 01.04.2006: -**

During the year 2006-07, Pay Revision of the employees has taken place w.e.f. 01.04.2006 due to which pay was increased by Rs. 50 crores. This was already mentioned by the Licensee during the process of MYT filing. Due to wage revision impact, the Licensee requests the Hon'ble Commission to provide a true-up to meet the increased O&M cost of discom. Major element wise Employee Cost details a year before Pay Revision and a year consequent to the Pay Revision are placed below to showing the wage revision impact.

| Employee Cost (In Crores) | Base Year     | 1st Control Period |               |               | Growth Rate %      |
|---------------------------|---------------|--------------------|---------------|---------------|--------------------|
|                           | 2005-06       | 2006-07            | 2007-08       | 2008-09       | 2006-07 on 2005-06 |
| Basic Pay                 | 159.98        | 218.27             | 217.43        | 214.80        | 36.44 %            |
| D.A                       | 22.05         | 7.30               | 20.46         | 34.72         | -66.90 %           |
| Other allowances          | 22.58         | 30.49              | 33.13         | 37.29         | 35.02 %            |
| EL Encashment             | 15.67         | 13.01              | 87.20         | 9.71          | -16.95 %           |
| Terminal benefits         | 20.94         | 47.04              | 45.53         | 68.47         | 124.63 %           |
| <b>TOTAL</b>              | <b>241.22</b> | <b>316.11</b>      | <b>403.75</b> | <b>364.99</b> |                    |

**Actuarial Valuation report: -**

The Licensee has received the Final Actuarial Valuation report and adopted for the FY 2006-07, FY 2007-08 and FY 2008-09, duly revising the contribution rate to 24.51% instead of existing 13%. This has resulted in increase in provision for terminal benefits by Rs. 25 crores. This needs to be considered in the true up for the first control period.

**Leave Encashment: -**

The Licensee has made provision towards leave encashment of Rs. 78 crores and Rs. 20 crores for FY 2007-08 and FY 2008-09 respectively. This needs to be considered in the true up for the first control period.

**DA Hike and New Recruitment: -**

During FY 2008-09 due to DA hike based on the Cost Inflation Index, and new recruitment of Contract Staff, etc which has resulted in increase in employee cost by Rs.30 crores.

**Increase in Repairs & Maintenance Cost: -**

Increase in DTR repairs cost due to unforeseen increase in material and labour cost and maintenance cost of Lines and Cables & metering equipment, during first control period resulted in increase in Repairs and Maintenance expenditure.

  
 Chief General Manager/IPC & RAC  
 TSSPDCL, Corporate Office,  
 Mint Compound, Hyderabad-500 063.

**Increase in Travelling and Vehicle hire expenses: -**

Increase in Traveling Expenditure and Vehicle Hire Charges due to rigorous inspection of field units and unforeseen increase in fuel cost etc resulted in increase in administration and general expenses.

**13.2 Depreciation: -**

Discom has incurred the following expenditure towards depreciation after netting off the depreciation on consumer contribution portion of Gross Fixed Assets in the 1<sup>st</sup> control period under MYT (3years from 2006-07 to 2008-09).

| Particulars                              | Tariff Order  | Actuals       | Variations with APERC +/- |
|--|---------------|---------------|---------------------------|
| 1st Year of the Control Period (2006-07) | 130.90        | 138.50        | 7.60                      |
| 2nd Year of the Control Period (2007-08) | 152.47        | 146.39        | -6.08                     |
| 3rd Year of the Control Period (2008-09) | 171.85        | 153.32        | -18.53                    |
| <b>1st Control Period</b>                | <b>455.22</b> | <b>438.22</b> | <b>-17.00</b>             |

The main reasons for such variances are

- i) Due to calculating depreciation from the date of capitalization unlike the past practice of calculating depreciation only on Opening Balance of Fixed Assets.
- ii) Due to withdrawal of depreciation on Consumer Contributed Assets

**13.3 Return on Capital Employed (RoCE): -**

In the RoCE, when the actual values are applied in the methodology mentioned in the Hon'ble Commission's Regulation, the licensee has received RoCE on lower side than the approval of the Tariff Order's by Rs. 60Crores. The variation with Tariff Order's approval figures are placed below.

| RoCE                | Actuals as per RRB Method |                |                | 1 <sup>st</sup> Control Period |
|---------------------|---------------------------|----------------|----------------|--------------------------------|
|                     | 2006-07                   | 2007-08        | 2008-09        |                                |
| As per Tariff Order | 132.55                    | 146.21         | 159.88         | <b>438.65</b>                  |
| As per Actuals      | 113.18                    | 118.97         | 145.67         | <b>377.82</b>                  |
| <b>Variations</b>   | <b>(19.37)</b>            | <b>(27.24)</b> | <b>(14.23)</b> | <b>(60.84)</b>                 |

The reasons for the above variation are follows:

- i. Less Regulated Rate Base than the approval of the Hon'ble Commission.
- ii. Less capitalization during the first year of the 1<sup>st</sup> control period.
- iii. Weighted average cost of capital taken as 11.56% as against 10.25% considered in the Tariff order. This is mainly due to increase in cost of debt to 10.75% p.a. as against approved rate of 9% p.a. in the Tariff order.

| RRB                 | 2006-07         | 2007-08         | 2008-09         |
|---------------------|-----------------|-----------------|-----------------|
| As per Tariff Order | 1293.16         | 1426.47         | 1559.85         |
| As per Actuals      | 978.86          | 1028.97         | 1259.83         |
| <b>Variation</b>    | <b>(314.31)</b> | <b>(397.50)</b> | <b>(300.02)</b> |

  
 Chief General Manager/IPC & RAC  
 TSSPDCL, Corporate Office,  
 Mint Compound, Hyderabad-500 063.



| Capitalization of Assets | 2006-07  | 2007-08 | 2008-09 | 1st Control Period |
|--------------------------|----------|---------|---------|--------------------|
| As per Tariff Order      | 419.44   | 368.81  | 318.72  | 1106.97            |
| As per Actuals           | 150.84   | 636.76  | 626.17  | 1413.77            |
| Variation                | (268.60) | 267.95  | 307.45  | 306.80             |

The supporting documents for the capitalised works are herewith enclosed as Annexure I.

#### 13.4 Other Expenditure: -

Other Expenditure of the licensee's is higher than the approved amount by Rs. 17.61crores. The Hon'ble commission has not approved any other expenditure for FY 2007-08 and FY 2008-09.

| Particulars                              | APERC | Actuals | Variations with APERC +/- |
|--|-------|---------|---------------------------|
| 1st Year of the Control Period (2006-07) | 4.47  | 1.69    | (2.78)                    |
| 2nd Year of the Control Period (2007-08) | 0.00  | 6.61    | 6.61                      |
| 3rd Year of the Control Period (2008-09) | 0.00  | 13.78   | 13.78                     |
| 1st Control Period                       | 4.47  | 22.08   | 17.61                     |

The reasons for deviation are explained as below

- i) Compensation for Injuries, Death & Damages Rs.0.87 Crores, Rs. 1.16 crores and Rs. 1.85 crores during FY 2006-07, FY 2007-08 and FY 2008-09 respectively
- ii) Loss on sale of scrap of Rs. 5.31 crores during FY 2007-08
- iii) Price variation Rs.0.82Crores, Rs. 0.14crores and Rs. 1.44crores for FY 2006-07, FY 2007-08 and FY 2008-09 respectively
- iv) Provision for Obsolete stock of Rs. 10.48 crores during FY 2008-09

#### 13.5 Special Appropriation: -

Under this head, the Hon'ble Commission has directed to spend an amount of Rs. 5 Crores for each year of the control period towards safety measures in the distribution system of licensee. Accordingly, the Licensee has spent an amount of Rs. 17.15 Crores towards provision of Safety Equipment like Gloves, Helmets, Leather Shoes, raincoats etc., to Employees which is included under head Repairs and Maintenance expenses.

#### 13.6 Loss of Wheeling Revenue: -

The Hon'ble Commission has approved Rs.18.94 Crores towards wheeling revenue for the first control period, against which Rs. 14.81 crores demand was raised during the period. But the above revenue was not realized by the Licensee due to the pending cases in the Hon'ble Supreme Court.

  
 Chief General Manager/IPC & RAC  
 TSSPDCL, Corporate Office,  
 Mint Compound, Hyderabad-500 063.

**13.7 Non-tariff income:**


The Hon'ble Commission has approved nil towards non-tariff income of Distribution business for the first control period in the Tariff Order. The Licensee has earned the following non-tariff income during the first control period which is detailed below

| Sl.no | Particulars                                    | 2006-07      | 2007-08      | 2008-09      |
|-------|--|--------------|--------------|--------------|
| 1     | Interest on Staff Loans and Advances           | 0.03         | 0.09         | 0.06         |
| 2     | Fines and Penalties from suppliers/contractors | 4.02         | 12.94        | 1.16         |
| 3     | Profit on Sale of scrap                        | 1.12         | 3.94         | 2.29         |
| 4     | Excess found on physical stock verification    | 0.04         | 0.21         | 0.04         |
| 5     | Sale of Tender schedules                       | 0.46         | 0.57         | 0.91         |
| 6     | Rental contractors                             | 0.16         | 0.28         | 0.32         |
| 7     | Supervision charges (Turnkey works 6200930)    | 1.21         | 5.31         | 8.52         |
| 8     | Misc. Income-                                  |              |              |              |
|       | (a) Price variation                            | 0            | 0            | 5.93         |
|       | (b) Misc. Receipts                             | 5.69         | 0.38         | 3.15         |
| 9     | Other Income                                   |              |              |              |
|       | a. Meter testing charges                       | 0.49         | 0.04         | 0.17         |
|       | b Transformer testing charges                  | 17.47        | 0.17         | 0.22         |
|       | c. Income from centages                        | 0            | 0            | 0            |
|       | d. Hire charges equipment                      | 0.03         | 0.04         | 0.06         |
|       | e. Lease income                                | 0.01         | 0.07         | 0.08         |
|       | f. Registration fee                            | 0.09         | 0.14         | 0.44         |
|       | g. gain/loss counter excess                    | 0.06         | 0.02         | 0            |
|       | h. Transfer fees                               | 0            | 0.01         | 0.03         |
|       | i. Rent on fixtures                            | 0.04         | 0.02         | 0.01         |
|       | j. Meter rent/service line rent                | 0.04         | 0.01         | 0            |
|       | <b>NTI Total</b>                               | <b>30.96</b> | <b>24.24</b> | <b>23.39</b> |


**14. Prayer:**

The Petitioner (Distribution Licensee) prays that the Hon'ble Commission may:

- i. Take the accompanying application of TSSPDCL on record and treat it as complete;
- ii. Approve the true-up of expenses and revenue for the Distribution Business for the First MYT Control Period (FY 2006-07 to FY 2008-09);

  
 Chief General Manager/IPC & RAC  
 TSSPDCL, Corporate Office,  
 Mint Compound, Hyderabad-500 063.

- iii. Approve Distribution business True-up of Rs. 198.11 crs for TSSPDCL for the First MYT Control Period considering TSSPDCL share of 82.55% in the total Gap of APCPDCL ;
- iv. Grant suitable opportunity to TSSPDCL within a reasonable time frame to file additional material information that may be subsequently required;
- v. Pass such order as the Hon'ble Commission may deem fit and proper in the facts and circumstances of the case.

  
Petitioner  
Chief General Manager/IPC & RAC  
TSSPDCL, Corporate Office,  
Mint Compound, Hyderabad-500 063.

Place: Hyderabad  
Dated: 01/09/21

**BEFORE THE HONOURABLE TELANGANA STATE ELECTRICITY  
REGULATORY COMMISSION**  
At its Office at 5<sup>th</sup>Floor, Singareni Bhavan, Red Hills, Hyderabad - 500004

**FILING NO. \_\_\_\_\_/2021  
CASE NO. \_\_\_\_\_/2021**

In the matter of:

Filing of Distribution Business true ups for the First Control period (FY 2006-07 to FY 2008-09) in accordance with the "Andhra Pradesh Electricity Regulatory Commission (Terms And Conditions For Determination Of Tariff For Wheeling And Retail Sale Of Electricity) Regulation, 2005" as adopted by Telangana State Electricity Regulatory Commission vide Regulation No. 1 of 2014 and in accordance with Directive No. 3 of Wheeling Tariff Order for Distribution Business for 4th Control Period (FY 2019-2024).

In the matter of:

**SOUTHERN POWER DISTRIBUTION COMPANY OF TELANGANA LIMITED**  
... Applicant

**AFFIDAVIT OF APPLICANT VERIFYING THE ACCOMPANYING PETITION**

I, P. Krishnaiah, S/o P. Ramulu, aged 57 years, Occupation: Chief General Manager (IPC & RAC), TSSPDCL, Hyderabad, R/o Hyderabad do solemnly affirm and say as follows:

- 1) I am Chief General Manager (IPC & RAC)/TSSPDCL, I am competent and duly authorized by TSSPDCL to affirm, swear, execute and file this affidavit in the present proceedings.
- 2) I have read and understood the contents of the accompanying application drafted pursuant to my instructions. The statements made in the paragraphs of accompanying application now shown to me are true to my knowledge derived from the official records made available to me and are based on information and advice received which I believe to be true and correct.

  
DEPONENT

**Chief General Manager/IPC & RAC**  
TSSPDCL, Corporate Office,  
Mint Compound, Hyderabad-500 063.


**VERIFICATION**

The above named Deponent solemnly affirm at Hyderabad on this 15<sup>th</sup> day of September, 2021 that the contents of the above Affidavit are true to my knowledge no part of it is false and nothing material has been concealed there from.

  
DEPONENT

**Chief General Manager/IPC & RAC**  
TSSPDCL, Corporate Office,  
Mint Compound, Hyderabad-500 063.

Solemnly affirmed and signed before me.

  
**SUPERINTENDING ENGINEER /RAC**  
Corporate Office,  
Mint Compound,  
Hyderabad-500 063.

ANNEXURE - I



**CENTRAL POWER DISTRIBUTION COMPANY  
OF ANDHRA PRADESH LIMITED**

**BALANCE SHEET AS AT 31ST MARCH, 2007**

| Particulars   | Schedule | As at 31.3.2007       | As at 31.3.2006       |
|---|----------|-----------------------|-----------------------|
| <b>SOURCES OF FUNDS</b>                               |          |                       |                       |
| <b>(1) Shareholders' Funds</b>                        |          |                       |                       |
| (a) Share Capital                                     | 1        | 7,284,796,090         | 7,284,796,090         |
| (b) Reserves and Surplus                              | 2        | 5,145,287,548         | 5,711,098,323         |
| <b>(2) Loan Funds</b>                                 |          |                       |                       |
| (a) Secured Loans                                     | 3        | 7,164,148,352         | 7,175,210,744         |
| (b) Unsecured Loans                                   |          | 5,260,537,382         | 2,999,193,366         |
| <b>Total</b>  |          | <b>24,854,769,372</b> | <b>23,170,298,523</b> |
| <b>APPLICATION OF FUNDS</b>                           |          |                       |                       |
| <b>(1) Fixed Assets</b>                               |          |                       |                       |
| (a) Gross Block                                       | 4        | 31,709,800,924        | 30,201,402,604        |
| (b) Less: Accumulated Depreciation                    |          | 15,436,600,236        | 13,411,686,321        |
| (c) Net Block   |          | <b>16,273,200,688</b> | <b>16,789,716,283</b> |
| (d) Capital Work-in-Progress                          | 5        | 6,501,941,788         | 4,189,775,636         |
| <b>(2) Investments</b>                                |          |                       |                       |
|   | 6        | 225,245,306           | 88,943,746            |
| <b>(3) Current Assets, Loans &amp; Advances</b>       |          |                       |                       |
| (a) Inventories                                       | 7        | 1,390,876,334         | 409,321,280           |
| (b) Sundry Debtors                                    |          | 13,879,926,965        | 13,146,761,951        |
| (c) Other Receivables                                 |          | 12,683,271,555        | 9,608,403,394         |
| (d) Cash & Bank Balances                              |          | 1,247,341,098         | 2,618,774,336         |
| (e) Loans & Advances                                  |          | 290,477,857           | 262,113,446           |
|   |          | <b>29,491,893,809</b> | <b>26,045,374,407</b> |
| <b>Less: Current Liabilities and Provisions</b>       |          |                       |                       |
| (a) Liabilities                                       | 8        | 26,762,294,026        | 23,218,225,343        |
| (b) Provisions  |          | 666,508,535           | 725,286,206           |
| (c) Data Migration Accounts                           |          | 208,709,658           | -                     |
|   |          | <b>27,637,512,219</b> | <b>23,943,511,549</b> |
| <b>Net Current Assets</b>                             |          | <b>1,854,381,590</b>  | <b>2,101,862,858</b>  |
| <b>Total</b>  |          | <b>24,854,769,372</b> | <b>23,170,298,523</b> |
| Significant Accounting Policies and Notes on Accounts | 17       |                       |                       |

The Schedules referred to above and the notes thereon form an integral part of the Balance Sheet

For and on behalf of the Company

As per our report of even date

For M. Bhaskara Rao & Co.,  
Chartered Accountants

Sd/-  
V. RAGHUNANDAN  
Partner  
M.No.26255  
Date :26.07.2007  
Place: Hyderabad

Sd/-  
M. PANDARAIHAH  
Chief General Manager(Exp)  
Chief General Manager/IPC & RAC  
TSSPDCL, Corporate Office,  
Mint Compound, Hyderabad-500 063.

Sd/-  
G. SAI PRASAD  
Chairman & Managing Director

Sd/-  
P. RAJAGOPAL REDDY  
Director (Finance & RA)

Sd/-  
K. SUJATHA  
Company Secretary

20

## SCHEDULE - 4 : FIXED ASSETS

Amount in Rs.

| S. No | Particulars  | GROSS BLOCK           |                                   |   | DEPRECIATION          |                       |                      | NET BLOCK                                |                       |                       |                       |
|-------|--|-----------------------|-----------------------------------|---|-----------------------|-----------------------|----------------------|--|-----------------------|-----------------------|-----------------------|
|       |  | As at 1-04-2006       | Additions during the year 2006-07 | Adjustments /Deductions during the year 2006-07 | As at 31-03-2007      | Up to 31-03-2006      | For the year         | Adjustment s/Deductio ns during the year | Up to 31-03-2007      | As at 31-03-2007      | As at 31-03-2006      |
| 1     | Land and Land rights                                 | 42,506,364            | -                                 | 14,362,103                                      | 28,144,261            | -                     | -                    | -  | 28,144,261            | 42,506,364            |                       |
| 2     | Buildings  | 820,727,495           | 75,596,168                        | -   | 896,323,663           | 109,909,992           | 27,783,541           | -  | 137,693,533           | 758,630,130           | 710,817,503           |
| 3     | Other Civil Works                                    | 2,534,570             | 11,048,627                        | -   | 13,583,197            | 88,463                | 87,338               | -  | 175,801               | 13,407,400            | 2,446,107             |
| 4     | Plant and Machinery                                  | 11,413,058,135        | 482,420,118                       | -   | 11,895,478,253        | 4,862,595,913         | 735,448,547          | -  | 5,598,044,460         | 6,297,433,793         | 6,550,462,222         |
| 5     | Lines and Cable Network                              | 17,701,478,152        | 957,065,655                       | -   | 18,658,543,807        | 8,348,850,000         | 1,234,514,519        | -  | 9,583,364,516         | 9,075,179,291         | 9,352,628,152         |
| 6     | Vehicles   | 36,641,121            | -                                 | -   | 36,641,121            | 29,156,533            | 1,498,698            | -  | 30,655,231            | 5,985,890             | 7,484,588             |
| 7     | Furniture and Fixtures                               | 28,579,092            | 5,183,649                         | -   | 33,762,741            | 19,866,170            | 1,666,025            | -  | 21,532,195            | 12,230,546            | 8,712,922             |
| 8     | Office Equipment                                     | 142,349,856           | 60,902,048                        | -   | 203,251,904           | 40,799,250            | 21,037,422           | -  | 61,836,672            | 141,415,232           | 101,550,606           |
| 9     | Computer Software                                    | 12,855,523            | 2,935,326                         | -   | 15,790,849            | 420,000               | 2,877,828            | -  | 3,297,828             | 12,493,021            | 12,435,523            |
|       | <b>Sub - Total</b>                                   | <b>30,200,730,308</b> | <b>1,595,151,591</b>              | <b>14,362,103</b>                               | <b>31,781,519,796</b> | <b>13,411,686,321</b> | <b>2,024,913,918</b> | <b>-</b>                                 | <b>15,436,600,236</b> | <b>16,344,919,564</b> | <b>16,789,043,987</b> |
| 10    | Devolution of Assets to Stores until upload of asset |                       |                                   | 72,391,168                                      | (72,391,168)          |                       |                      |  |                       | (72,391,168)          |                       |
|       | <b>TOTAL</b>   | <b>30,200,730,308</b> | <b>1,595,151,591</b>              | <b>86,753,271</b>                               | <b>31,709,128,628</b> | <b>13,411,686,321</b> | <b>2,024,913,918</b> | <b>-</b>                                 | <b>15,436,600,236</b> | <b>16,272,528,396</b> | <b>16,789,043,987</b> |
| 11    | Assets not in use (Plant & Machinery)                | 672,296               | -                                 | -   | 672,296               |                       |                      |  |                       | 672,296               | 672,296               |
|       | <b>GRAND TOTAL</b>                                   | <b>30,201,402,604</b> | <b>1,595,151,591</b>              | <b>86,753,271</b>                               | <b>31,709,800,924</b> | <b>13,411,686,321</b> | <b>2,024,913,918</b> | <b>-</b>                                 | <b>15,436,600,236</b> | <b>16,273,200,692</b> | <b>16,789,716,283</b> |

General Manager  
TSSPDCL, Corporate Office  
Mint Compound, Hyderabad-500 063.

8th Annual Report



**CENTRAL POWER DISTRIBUTION COMPANY OF A.P. LTD.**

**BALANCE SHEET AS AT 31st MARCH, 2008**

**31.3.2008 నాటి ఆస్తి అవ్వల పట్టిక**

Amount in Rs.

| Particulars              | Schedule | As at 31.3.2008       | As at 31.3.2007       |
|--------------------------|----------|-----------------------|-----------------------|
| వివరములు                 | అనుసూచిక | 31.3.2008 నాటికి      | 31.3.2007 నాటికి      |
| <b>SOURCES OF FUNDS</b>  |          |                       |                       |
| నిధుల వనరులు             |          |                       |                       |
| (1) Shareholders' Funds  |          |                       |                       |
| వాటాదారుల నిధి           |          |                       |                       |
| (a) Share Capital        | 1        | 7,284,796,090         | 7,284,796,090         |
| వాటా మూలధనము             |          |                       |                       |
| (b) Reserves and Surplus | 2        | 7,135,453,724         | 5,145,287,548         |
| నిధి మరియు మిగులు        |          |                       |                       |
| (2) Loan Funds           |          |                       |                       |
| అప్పుల నిధి              |          |                       |                       |
| (a) Secured Loans        |          | 12,006,969,666        | 7,164,148,352         |
| హామీ రుణములు             |          |                       |                       |
| (b) Unsecured Loans      |          | 2,492,233,098         | 5,260,537,382         |
| హామీ లేని రుణములు        |          |                       |                       |
| <b>Total</b>             |          | <b>28,919,452,578</b> | <b>24,854,769,372</b> |

**APPLICATION OF FUNDS**

నిధుల వినియోగము

(1) Fixed Assets

స్థిర ఆస్తులు

(a) Gross Block

4

38,077,405,806

31,709,800,924

స్థూల మూల్యము

(b) Less: Accumulated Depreciation

17,773,595,103

15,436,600,236

తరుగుదల నిధికి కేటాయింపుల మొత్తము

(c) Net Block

20,303,810,703

16,273,200,688

నికర మూల్యము

(d) Capital Work-in-Progress

5

6,203,850,905

6,501,941,788

జరుగుచున్న పనులపై పెట్టుబడి

(2) Investments

6

241,245,306

225,245,306

పెట్టుబడులు

(3) Current Assets, Loans & Advances

7

చరాస్తులు, అప్పులు మరియు బయానాలు


(a) Interest accrued on Investments

8,207,603

6,640,419

పెట్టుబడులపై ఆర్జిత వడ్డీ

APCPDCL

  
 Chief General Manager/IPC & RAC  
 TSSPDCL, Corporate Office,  
 Mint Compound, Hyderabad-500 063.

26

APCPDCL

### Schedule - 4 Fixed Assets

Amount in Rs.

| S. No | Particulars  | Gross Block     |                                   |                                    |                  | Depreciation & Amortisation |               |   |                  | Net Block        |                  |
|-------|--|-----------------|-----------------------------------|------------------------------------|------------------|-----------------------------|---------------|---|------------------|------------------|------------------|
|       |  | As at 1-04-2007 | Additions during the year 2007-08 | Deductions during the year 2007-08 | As at 31.03.2008 | Up to 31-03-2007            | For the year  | Adjustments/ Deductions during the year | As at 31.03.2008 | As at 31.03.2008 | As at 31-03-2007 |
| 1     | Land and Land rights                                 | 28,144,261      | 627,601                           | 1,073,728                          | 27,698,134       | -                           | -             | -                                       | 27,698,134       | 28,144,261       |                  |
| 2     | Buildings  | 836,323,683     | 75,172,183                        | -                                  | 971,495,846      | 137,683,533                 | 27,643,640    | -                                       | 165,327,173      | 806,158,673      | 758,630,130      |
| 3     | Other Civil Works                                    | 13,583,197      | 78,560,610                        | -                                  | 92,144,007       | 175,611                     | 1,437,001     | -                                       | 1,672,802        | 90,471,205       | 13,407,366       |
| 4     | Plant and Machinery                                  | 11,895,478,253  | 3,184,284,437                     | -                                  | 15,079,762,690   | 5,598,044,460               | 840,691,515   | -                                       | 6,438,735,975    | 8,641,026,715    | 6,297,433,793    |
| 5     | Lines and Cable Network                              | 15,737,995,013  | 2,218,868,707                     | -                                  | 18,016,863,719   | 8,263,766,634               | 1,062,728,507 | -                                       | 9,326,495,141    | 8,690,368,579    | 7,534,228,379    |
| 6     | Meters and Metering equipment                        | 2,860,548,794   | 704,183,209                       | -                                  | 3,564,732,003    | 1,319,597,886               | 371,002,283   | -                                       | 1,690,600,169    | 1,874,131,833    | 1,540,950,908    |
| 7     | Vehicles   | 36,641,121      | -                                 | -                                  | 36,641,121       | 30,655,231                  | 1,438,127     | -                                       | 32,094,358       | 4,546,763        | 5,985,880        |
| 8     | Furniture and Fixtures                               | 33,782,741      | 3,972,866                         | -                                  | 37,755,607       | 21,532,191                  | 2,394,069     | -                                       | 23,926,280       | 13,829,328       | 12,200,546       |
| 9     | Office Equipment                                     | 202,251,904     | 42,932,444                        | -                                  | 246,154,348      | 61,836,672                  | 26,458,421    | -                                       | 88,295,093       | 157,859,255      | 141,415,232      |
| 10    | Computer Software                                    | 15,790,849      | 545,000                           | -                                  | 16,335,849       | 3,297,828                   | 3,140,265     | -                                       | 6,438,113        | 9,897,736        | 12,493,021       |
|       | Sub - Total  | 31,781,519,796  | 6,309,117,256                     | 1,073,728                          | 38,069,563,324   | 15,436,600,236              | 2,336,994,867 | -                                       | 17,773,595,103   | 20,315,968,221   | 16,344,919,560   |
| 11    | Devolution of Assets to Stores until upload of asset | (72,391,168)    |                                   |                                    | (13,195,938)     |                             |               |   |                  | (13,195,938)     | (72,391,168)     |
|       | TOTAL  | 31,709,128,628  | 6,309,117,256                     | 1,073,728                          | 38,076,367,386   | 15,436,600,236              | 2,336,994,867 | -                                       | 17,773,595,103   | 20,302,772,283   | 16,272,528,392   |
| 12    | Assets not in use (Plant & Machinery)                | 672,236         | 366,124                           | -                                  | 1,038,420        |                             |               |   |                  | 1,038,420        | 672,236          |
|       | GRAND TOTAL  | 31,709,800,924  | 6,309,483,380                     | 1,073,728                          | 38,077,405,806   | 15,436,600,236              | 2,336,994,867 | -                                       | 17,773,595,103   | 20,303,810,703   | 16,273,200,688   |

  
 Chief General Manager/IPC & RAC  
 TSSPDCL, Corporate Office,  
 Mint Compound, Hyderabad-500 063.

8th Annual Report

33





**CENTRAL POWER DISTRIBUTION COMPANY OF A.P. LTD.**  
**BALANCE SHEET AS AT 31st MARCH, 2009**  
**31.3.2009 నాటి ఆస్తి అవ్వల పట్టిక**

9th Annual Report

| Particulars              | Amount in Rs.         |                       |
|--------------------------|-----------------------|-----------------------|
|                          | As at 31.3.2009       | As at 31.3.2008       |
| వివరములు                 | అనుసూచిత              | నాటికి                |
| <b>SOURCES OF FUNDS</b>  |                       |                       |
| నిధుల వనరులు             |                       |                       |
| (1) Shareholders' Funds  |                       |                       |
| (a) Share Capital        | 7,284,796,090         | 7,284,796,090         |
| (b) Reserves and Surplus | 11,186,645,589        | 9,377,523,745         |
| (2) Loan Funds           |                       |                       |
| (a) Secured Loans        | 9,407,441,214         | 8,506,969,666         |
| (b) Unsecured Loans      | 16,674,761,556        | 5,992,233,098         |
|                          |                       |                       |
| <b>Total</b>             | <b>44,553,644,449</b> | <b>31,161,522,599</b> |

**APPLICATION OF FUNDS**

నిధుల వినియోగము

|                                    |                       |                       |
|------------------------------------|-----------------------|-----------------------|
| (1) Fixed Assets                   |                       |                       |
| (a) Gross Block                    | 44,339,074,136        | 38,077,405,806        |
| (b) Less: Accumulated Depreciation | 20,379,605,707        | 17,773,595,103        |
| (c) Net Block                      | <b>23,959,468,429</b> | <b>20,303,810,703</b> |
| (d) Capital Work-in-Progress       | 6,097,304,692         | 6,203,850,905         |
| (2) Investments                    | 241,245,306           | 241,245,306           |
| (3) Deferred Tax Asset - net       | 328,133,241           | -                     |

ARCPDCL

29

- 5 -

  
 Chief General Manager/IPC & RAC  
 TSSPDCL, Corporate Office,  
 Mint Compound, Hyderabad-500 063.


APCPDCL

9th Annual Report

## Schedule - 4 Fixed Assets

Amount in Rs.

| S. No | Particulars  | Gross Block     |                                   |  | Depreciation & Amortisation |                  |               |  | Net Block        |                  |                  |
|-------|--|-----------------|-----------------------------------|--|-----------------------------|------------------|---------------|--|------------------|------------------|------------------|
|       |  | As at 1-04-2008 | Additions during the year 2008-09 | Deductions Adjustments during the year 2008-09 | As at 31.03.2009            | Up to 31-03-2008 | For the year  | Deductions Adjustments during the year | Up to 31.03.2009 | As at 31.03.2009 | As at 31-03-2008 |
| 1     | Land and Landrights                                  | 27,698,134      | 6,530,052                         | 10,791   | 34,217,395                  | -                | -             | -                                      | 34,217,395       | 27,698,134       |                  |
| 2     | Buildings  | 971,495,846     | 269,446,977                       | -  | 1,240,942,823               | 165,337,173      | 31,024,674    | -                                      | 196,361,846      | 1,044,580,977    | 806,158,673      |
| 3     | Other Civil Works                                    | 92,144,007      | 75,733,318                        | -  | 1,67,877,325                | 1,672,802        | 3,369,484     | -                                      | 5,042,286        | 1,62,835,039     | 90,471,205       |
| 4     | Plant and Machinery                                  | 15,073,762,690  | 2,866,930,694                     | 1,184,850                                      | 17,945,508,533              | 6,438,735,975    | 1,444,388,760 | 1,038,365                              | 7,882,686,571    | 10,062,822,162   | 8,641,026,715    |
| 5     | Lines and Cable Network                              | 18,016,863,719  | 2,274,371,273                     | -  | 20,291,234,992              | 9,326,495,141    | 1,090,813,433 | -                                      | 10,417,308,574   | 9,873,926,418    | 8,690,368,579    |
| 6     | Meters and Metering equipment                        | 3,564,732,003   | 692,483,018                       | 314,800  | 4,256,910,220               | 1,690,800,169    | 276,130       | 276,130                                | 1,690,800,169    | 2,566,310,051    | 1,874,131,833    |
| 7     | Vehicles   | 36,641,121      | 1,232,837                         | 1,183,506                                      | 36,690,451                  | 32,094,358       | 1,006,762     | 1,065,160                              | 32,039,590       | 4,654,491        | 4,546,763        |
| 8     | Furniture and Fixtures                               | 37,735,607      | 6,629,047                         | 148,566  | 44,216,089                  | 23,926,280       | 2,313,309     | 107,837                                | 26,131,752       | 18,084,337       | 13,809,328       |
| 9     | Office Equipment                                     | 246,154,348     | 57,325,085                        | 508,198  | 302,971,245                 | 88,295,093       | 31,674,159    | 401,374                                | 119,567,878      | 183,403,366      | 157,859,255      |
| 10    | Computer Software                                    | 16,355,849      | 2,005,071                         | 455,077  | 17,865,843                  | 6,438,113        | 3,803,695     | 370,938                                | 9,870,870        | 8,014,973        | 9,897,736        |
|       | Sub - Total  | 38,089,563,324  | 6,252,757,380                     | 3,805,789                                      | 44,338,514,915              | 17,773,595,103   | 2,609,270,407 | 3,259,803                              | 20,379,605,707   | 23,958,909,208   | 20,315,968,221   |
| 11    | Devolution of Assets to Stores until Upload of asset | (13,195,938)    | 13,082,863                        | -  | (113,075)                   |                  |               |  |                  | (113,075)        | (13,195,938)     |
|       | TOTAL  | 38,076,367,386  | 6,265,840,243                     | 3,805,789                                      | 44,338,401,840              | 17,773,595,103   | 2,609,270,407 | 3,259,803                              | 20,379,605,707   | 23,958,796,133   | 20,302,772,283   |
| 12    | Assets not in use (Plant & Machinery)                | 1,038,420       | (366,124)                         | -  | 672,296                     |                  |               |  |                  | 672,296          | 1,038,420        |
|       | GRAND TOTAL  | 38,077,405,806  | 6,265,474,119                     | 3,805,789                                      | 44,339,074,136              | 17,773,595,103   | 2,609,270,407 | 3,259,803                              | 20,379,605,707   | 23,959,468,429   | 20,303,810,703   |
|       | Grand Total of Previous Year                         | 31,709,800,924  | 6,309,483,380                     | 1,073,728                                      | 38,077,405,806              | 15,436,600,236   | 2,336,994,867 | -                                      | 17,773,595,103   | 20,303,810,703   | 16,273,200,688   |

  
 Chief General Manager/IPC & RAC  
 TSSPDCL, Corporate Office  
 Mint Compound, Hyderabad-50

36

SR NO. 40 of 2021

BEFORE THE HONOURABLE TELANGANASTATE ELECTRICITY REGULATORY  
COMMISSION

AT ITS OFFICE AT 5<sup>th</sup> Floor, Singareni Bhavan, Red Hills, Hyderabad - 500 004

1-A-w. 12/2021  
FILING NO. 12/2021

of CASE NO. 39/2021

In the matter of:

Filing of Petition for condoning the delay in filing of Distribution Business true up petition for the First Control period (FY 2006-07 to FY 2008-09) in accordance with the "Andhra Pradesh Electricity Regulatory Commission (Terms And Conditions For Determination Of Tariff For Wheeling And Retail Sale Of Electricity) Regulation, 2005" as adopted by Telangana State Electricity Regulatory Commission vide Regulation No. 1 of 2014 and in accordance with Directive No. 2 of Wheeling Tariff Order for Distribution Business for 4th Control Period (FY 2019-2024).

In the matter of:

**SOUTHERN POWER DISTRIBUTION COMPANY OF TELANGANA LIMITED**

... Applicant

The Applicant respectfully submits the reasons for delay in filing Distribution Business true ups for the First Control period (FY 2006-07 to FY 2008-09) as under :-

1. The Honble Commission in its Distribution Business Tariff Order for 4<sup>th</sup> MYT period dt.29.04.2020 has issued a directive (*Directive No.3*) to submit the True-up for 1<sup>st</sup>, 2<sup>nd</sup> & 3<sup>rd</sup> Control periods along with requisite supporting documents such as Physical Completion Certificates (PCCs) and Financial Completion Certificates (FCCs).
2. In light of the above, it is to submit that as the PCCs and FCCs are sought for the historical years which pertain to erstwhile APCPDCL; the DISCOM has faced difficulty in collecting the documents related to the capitalised works.
3. Further, due to continued lockdown for (6) months across the country on account of COVID-19 pandemic, the works in the HQ got hampered which caused further delay in filing the True-ups for 1<sup>st</sup> control period (FY 2006-07 to FY 2008-09) within the stipulated date as directed by the Honble Commission.

  
Chief General Manager/IPC & RAC  
TSSPDCL, Corporate Office,  
Mint Compound, Hyderabad-500 063.

4. In the aforesaid circumstances, the applicant respectfully prays the Honble Commission
- a) to take the petition for condoning the delay in filing Distribution Business true up petition for 1<sup>st</sup> control period (FY 2006-07 to FY 2008-09);
  - b) To consider the reasons mentioned under the circumstances submitted;
  - c) Pass such order as the Hon'ble Commission may deem fit and proper in the facts and circumstances of the case.



Petitioner

Chief General Manager/IPC & RAC  
TSSPDCL, Corporate Office,  
Mint Compound, Hyderabad-500 063.

Place: Hyderabad

Dated: 01/09/21

**BEFORE THE HONOURABLE TELANGANA STATE ELECTRICITY  
REGULATORY COMMISSION**

At its Office at 5<sup>th</sup>Floor, Singareni Bhavan, Red Hills, Hyderabad - 500004

**FILING NO. \_\_\_\_\_/2021  
CASE NO. \_\_\_\_\_/2021**

In the matter of:

Filing of Petition for condoning the delay in filing of Distribution Business true up petition for the First Control period (FY 2006-07 to FY 2008-09) in accordance with the "Andhra Pradesh Electricity Regulatory Commission (Terms And Conditions For Determination Of Tariff For Wheeling And Retail Sale Of Electricity) Regulation, 2005" as adopted by Telangana State Electricity Regulatory Commission vide Regulation No. 1 of 2014 and in accordance with Directive No. 2 of Wheeling Tariff Order for Distribution Business for 4th Control Period (FY 2019-2024).

In the matter of:

**SOUTHERN POWER DISTRIBUTION COMPANY OF TELANGANA LIMITED**  
... Applicant

**AFFIDAVIT OF APPLICANT VERIFYING THE ACCOMPANYING PETITION**

I, P. Krishnaiah, S/o P. Ramulu, aged 57 years, Occupation: Chief General Manager (IPC & RAC), TSSPDCL, Hyderabad, R/o Hyderabad do solemnly affirm and say as follows:


- 1) I am Chief General Manager (IPC & RAC)/TSSPDCL, I am competent and duly authorized by TSSPDCL to affirm, swear, execute and file this affidavit in the present proceedings.
- 2) I have read and understood the contents of the accompanying application drafted pursuant to my instructions. The statements made in the paragraphs of accompanying application now shown to me are true to my knowledge derived from the official records made available to me and are based on information and advice received which I believe to be true and correct.

  
**DEPONENT**  
Chief General Manager/IPC & RAC  
TSSPDCL, Corporate Office,  
Mint Compound, Hyderabad-500 063.

**VERIFICATION**

The above named Deponent solemnly affirm at Hyderabad on this 1<sup>st</sup> day of September, 2021 that the contents of the above Affidavit are true to my knowledge no part of it is false and nothing material has been concealed there from.

  
**DEPONENT**  
Chief General Manager/IPC & RAC  
TSSPDCL, Corporate Office,  
Mint Compound, Hyderabad-500 063.

  
Solemnly affirmed and signed before me.  
**SUPERINTENDING ENGINEER /RAC**  
TSERC, Corporate Office,  
6-1-50, Mint Compound, Hyderabad-500 063.